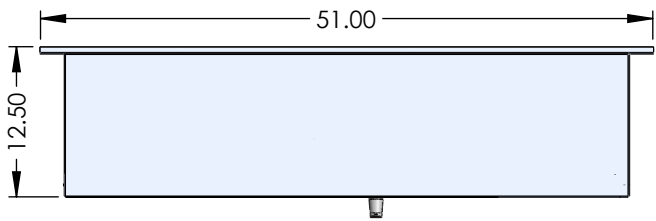


2

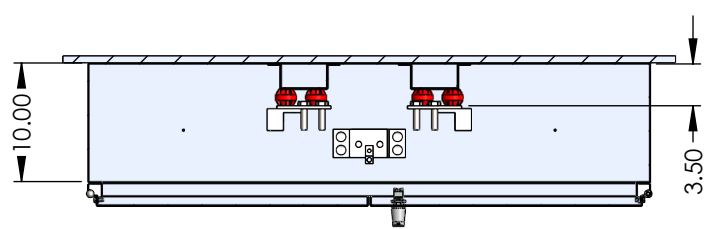
1

B

TOP VIEW



TOP VIEW SECTIONED



NOTES:

1. BOX AND COVER N3R CONSTRUCTION - GALV SHEET STEEL (14GA).
2. FINISH: POWDERCOAT GRAY ENAMEL.
3. UL 414 LISTED.
4. BUS BARS - COPPER 98% CONDUCTIVITY.
5. BOX SHALL HAVE NAME PLATE WITH MANUFACTURER'S NAME.
6. LINE AND LOAD: (2) 500 MCM PER PHASE & NEUTRAL.
7. 800A, 600VAC MAX, 3ø 4W.
8. SHORT CIRCUIT CURRENT RATING: 50,000 SYM RMS AMPS.
9. GRADE 5 HARDWARE.
10. WIRE CONNECTION TORQUE: 500 IN-LB.
11. CT BUS BOLT TORQUE: 660 IN-LB.

B

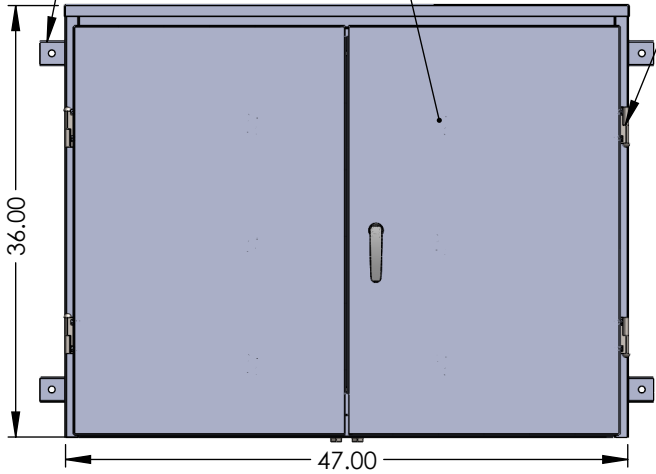
EXTERNAL MOUNTING CHANNELS

PADLOCKABLE FRENCH DOOR WITH 3 PT CATCH

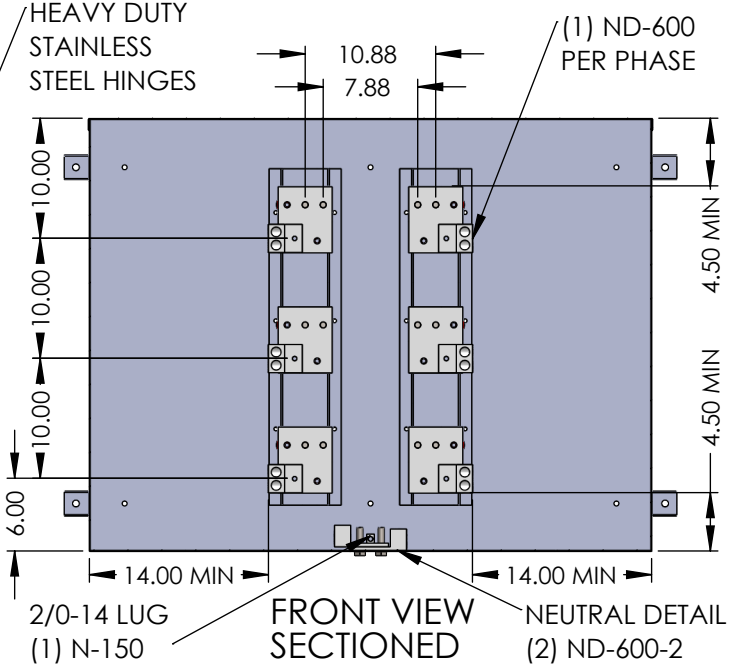
HEAVY DUTY STAINLESS STEEL HINGES

(1) ND-600 PER PHASE

A

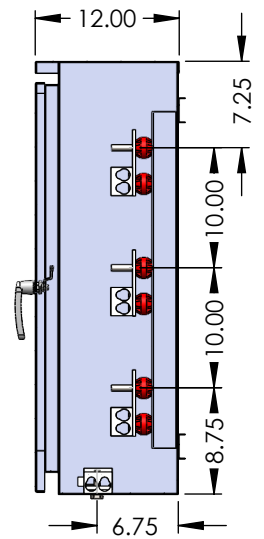


FRONT VIEW



FRONT VIEW SECTIONED

NEUTRAL DETAIL (2) ND-600-2



SIDE VIEW SECTIONED

A

DRAWN BY	NAME	DATE
N. BOSETTI		11/4/2025
REVIEWED BY		



155 MARCUS BLVD
HAUPPAUGE, NEW YORK 11788
PH: (718) 257-2111 FAX: (718) 257-2626

MAT'L:	14 GAUGE GALV STEEL
FINISH:	GRAY POWDER COAT ANSI 61
WEIGHT:	
ALL DIMENSIONS ARE NOMINAL UNLESS EXPLICITLY STATED OTHERWISE	

DRAWING TITLE:	CENTRAL HUDSON 800A CT
PART #:	NAV-CH-CTR-8
DO NOT SCALE DRAWING	

DESCRIPTION:	CENTRAL HUDSON APPROVED NEMA 3R CT CABINET FOR CT RATED SERVICES UP TO 800A, 600VAC MAX				
SCALE:	1:20	SIZE	A	SHEET	1 OF 1
REV.					2

2

1